



# AcuDC 240 Series

## Multifunction Power & Energy Meter



AcuDC 240 series power meter can be used for monitoring and controlling in DC systems. These meters can measure a wide range of parameters such as voltage, current, power and energy.

It supports bi-directional current measurement, digital inputs for switch monitoring and relay outputs for remote controlling as well as an over-range alarming feature for voltage and current. Large signals, such as voltage and current can be converted to smaller signal using analog output. All data in the meter is accessible via RS485 using open Modbus RTU protocol.

The large 3 line LCD display also provides easy to read real-time data directly on the meter front.

### Features

- DC power system metering
- Monitor and control power switches
- Alarming and analog output
- Standard 72x72mm, allows for drawer type panel installation
- Three line high-definition LCD display
- Accessible with SCADA, PLC systems
- Easy installation, simple wiring
- Data Logging: Offers 3 assignable historical logs where the all of the metering parameters can be recorded.
- The onboard memory is up to 4 MB and each log size is adjustable.

### Applications

- DC Energy Management Systems
- Power Distribution for Telecommunication Room
- Solar Photovoltaic Systems
- Industrial DC Control Systems
- Metallurgy and Electroplating Industries
- Wind Power Generation
- DC Excitation Systems
- Light Rail Transit Systems
- EV Charging Monitoring
- Data Center
- Cellular Tower Energy Monitoring

### Specifications

Category	Function		AcuDC 241	AcuDC 242	AcuDC 243
METERING	Voltage	V	•		•
	Current	I		•	•
	Power	P			•
	Energy	E			•
	Ampere-hour	Ah			•
I/O	2DI+2AO		○	○	○
	2DI+2RO	Support DI	○	○	○
	2DI+2DO	count	○	○	○
	2DI+ ±15Vdc		○	○	○
DATALOGGING	All metering parameters can be recorded (Voltage, Current, Power, Energy, Ampere-hour, DI Count); Interval 1 minute; Can record 4 months				○
COMMUNICATION	RS485 , Modbus RTU		○	○	○
DISPLAY	LCD		•	•	•
DIMENSIONS	72×72×64.5mm (Cutout: 68×68 mm) / 2.835×2.835×2.539 inch (Cutout: 2.677×2.677 inch)				

Note: • Standard; ○ Optional Blank: Not Available

**Hoyt Electrical Instrument Works, Inc.**

23 Meter Street  
Penacook, NH 03303

Phone: (800) 258-3652

Fax: (603) 753-9592

Email: sales@hoytmeter.com

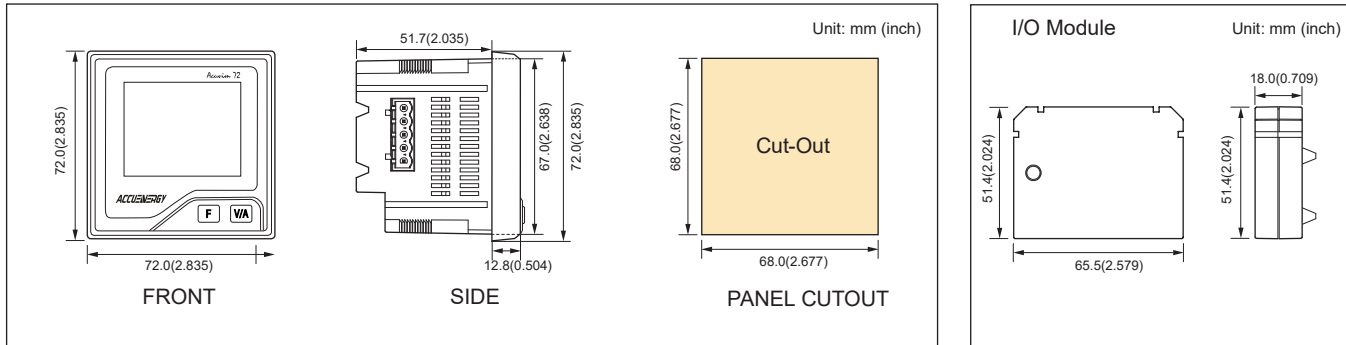
[www.hoytmeter.com](http://www.hoytmeter.com)



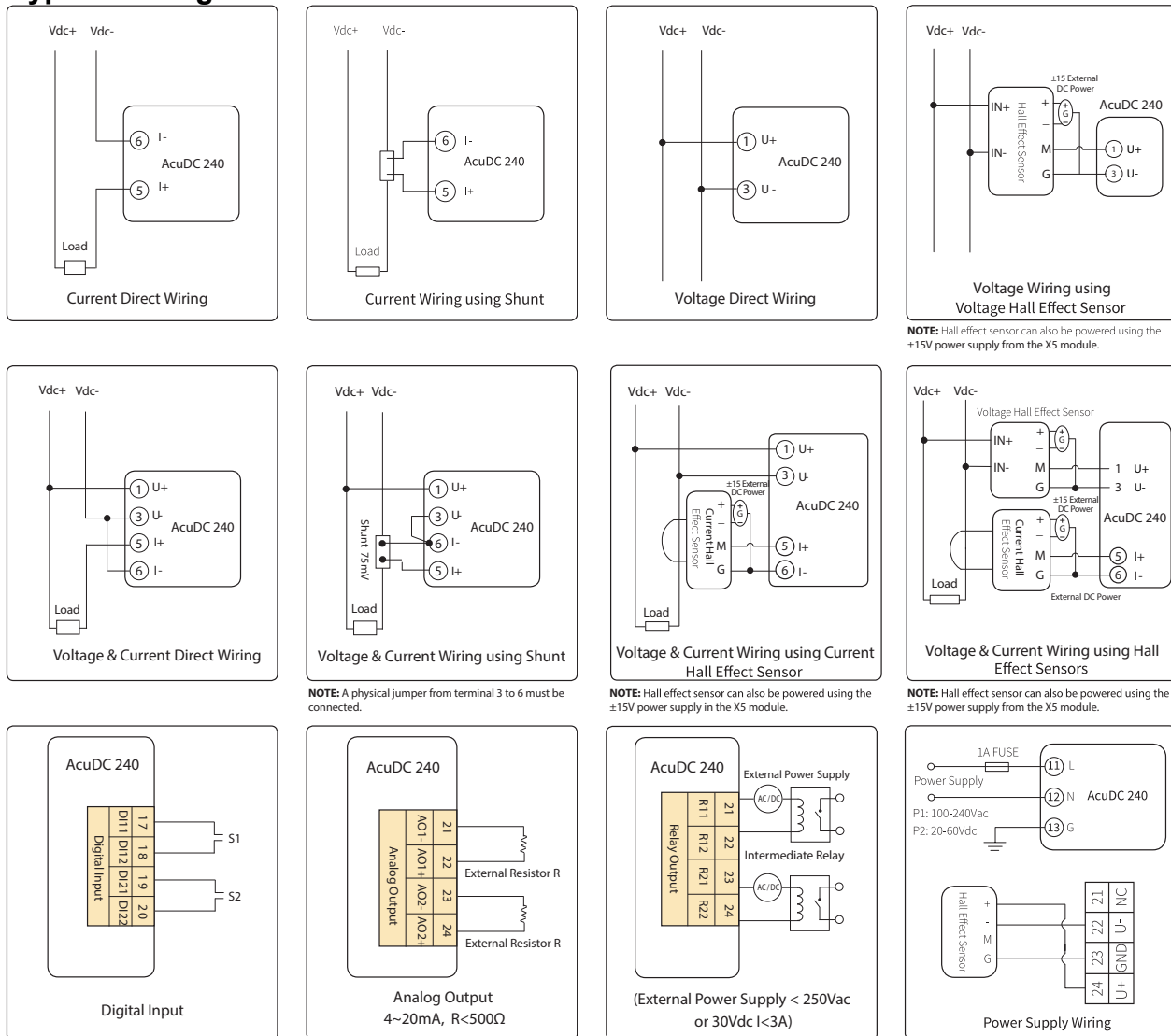
# AcuDC 240 Series

## Multifunction Power & Energy Meter

### Dimensions



### Typical Wiring



**NOTE:** Hall effect sensor can also be powered using the  $\pm 15V$  power supply from the X5 module.

**NOTE:** A physical jumper from terminal 3 to 6 must be connected.

**NOTE:** Hall effect sensor can also be powered using the  $\pm 15V$  power supply in the X5 module.

**NOTE:** Hall effect sensor can also be powered using the  $\pm 15V$  power supply from the X5 module.

(External Power Supply < 250Vac or 30Vdc I<3A)



# AcuDC 240 Series

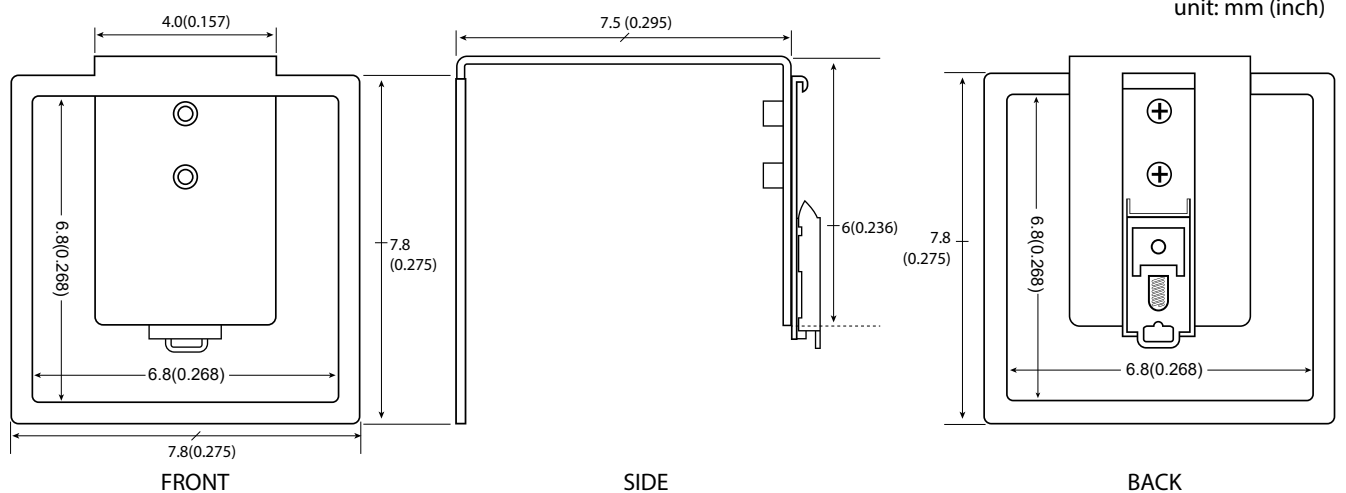
## Multifunction Power & Energy Meter

### AcuDC 240 Series DIN Rail Mounting Adapter

AcuDC 240 Series DIN Rails adapter provide easy installation of panel-mount AcuDC 240 series meter on



### Dimensions





# AcuDC 240 Series

## Multifunction Power & Energy Meter

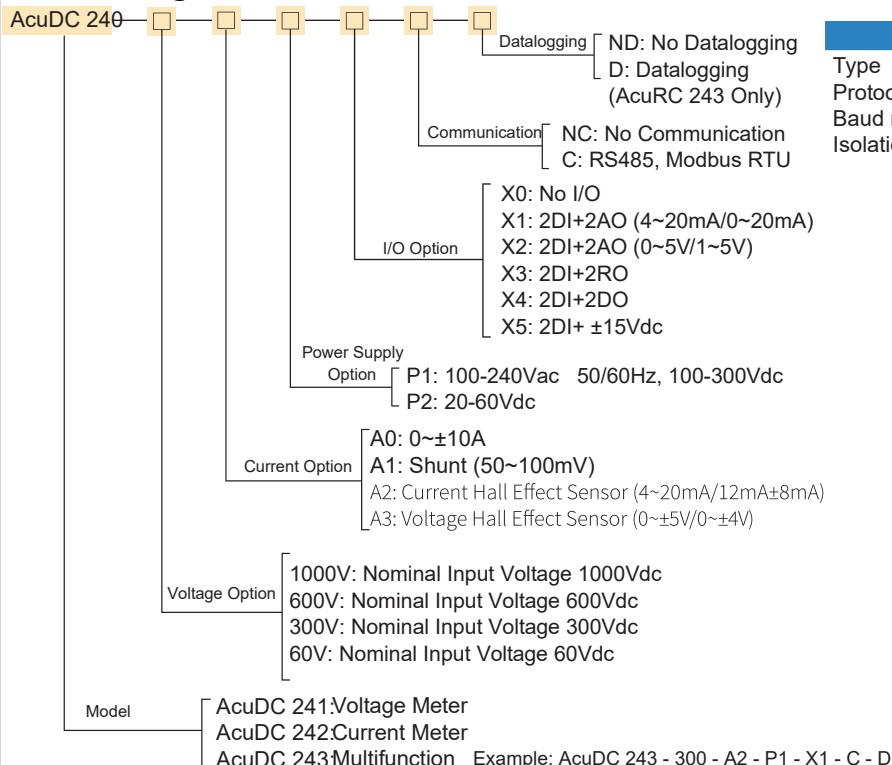
### Technical Specifications

Parameter	Accuracy	Resolution	Range
Voltage	0.2%	0.001V	0~1200V
Current	0.2%	0.001A	0~±50000A
Power*	0.5%	0.001kW	0~±60000kW
Energy*	0.5%	0.01kWh	0~9999999.99kWh
Drift with Temperature	<100ppm/°C		
Stability	0.5%/year		

\* 0.2% accuracy on Power and Energy available upon request

Voltage	
Input Range	
Voltage	
Input Impedance	2MΩ
Load	<0.6W
Accuracy	0.2%
Current	
Input Range	0~±10A(Direct Input, pick up current 0.01A)
	programmable range)
Shunt	50~100mV(programmable)
Hall Effect Sensor	0~±5V/0~±4V, 4~20mA/12mA±8mA
Power Consumption	2W(Max)
Accuracy	0.2%
Digital Input	
Type	Dry Contact
Isolation Voltage	2500Vac

### Ordering Information



Output	
Relay Output (RO)	
Type	Mechanical contact, Form A
Max Load Voltage	250Vac/30Vdc
Max Load Current	3A
On Resistance	100mΩ (Max)
Isolation Voltage	4000Vac
Mechanical Life	5 × 10 <sup>6</sup> times
Digital Output (Photo-Mos)	
Load Voltage Range	0~250Vac/dc
Load Current	100mA(Max)
Max Output Frequency	25Hz, 50% duty cycle
Isolation Voltage	2500Vac
Analog Output (AO)	
Range	4-20mA/0~20mA; 0~5V/1-5V
Accuracy	0.5%
Load Capacity	Current type, max load resistance: 750 Ohm Voltage type, max load current: 20 mA
Power Supply	
Input	(P1)100-240Vac, 50/60Hz, 100-300Vdc (P2) 20-60Vdc
Consumption	3W (typical value)
Environment	
Operation Temperature	-25°C ~ +70°C
Storage Temperature	-40°C ~ +85°C
Humidity	5%~95%Non-condensing
Standard Compliance	
Safety Standard	IEC 61010-1
EMC Standard	IEC 55011, IEC 61000-6-2, IEC 61000-3-2 IEC 61000-3-3
Communication	
Type	RS485, half duplex, Optical Isolated
Protocol	Modbus-RTU
Baud rate	1200~38400bps
Isolation Voltage	2500Vac

#### VOLTAGE HALL EFFECT SENSOR ORDERING INFORMATION (0~5V output)

0.2% accuracy for Power and Energy  
Special Order  
Please contact your local Accuenergy representative for further details

#### CURRENT HALL EFFECT SENSOR ORDERING INFORMATION (4~20 mA output)

Special order  
Please contact your local Accuenergy Representative for further details

#### Note:

When the input voltage is above 1000V, or the system design requires an isolation sensor, the voltage input can be selected as Via Hall Effect Sensor (0-5V).  
The Voltage Hall Effect Sensor output range requires 0-5V.

#### ORDERING INFORMATION

Model

DC DIN