



Changeover Switch 20A-315A

Disconnect Switches



Front mounting switches with four hole mounting
 3 up to 4 pole
 20 A up to 315 A
 IP66 / IP55

Specifications

Switching programme	Rated data (IEC 60947)			Mounting dimension (mm)	M-handle silver/black	Padlockable handle V-handle silver/black	Padlockable handle V-handle silver/black
	Operat. current I _o (A)	Operat. power (at 380–440 V)			IP66	OFF position padlockable IP66	all positions padlockable IP66
		AC-21A (A)	AC-23A (kW)		AC-3 (kW)	Order code number	Order code number
71300 – 3 pole – without auxiliary contacts 	20	5.5	3.7	48 × 48	H216-71300-013	H216-71300-013V	H216-71300-014V1
	25	7.5	5.5	48 × 48	H220-71300-013M	H220-71300-013V	H220-71300-014V1
	32	11	7.5	48 × 48	H226-71300-013M	H226-71300-013V	H226-71300-014V1
	40	15	11	48 × 48	H233-71300-013M	H233-71300-013V	H233-71300-014V1
	40	15	11	48 × 48	B240-71300-013M [†]	B240-71300-013V1	B240-71300-014V1
	50	18.5	15	48 × 48	B250-71300-013M1	B250-71300-013V1	B250-71300-014V1
	63	22	18.5	48 × 48	B263-71300-013M	B263-71300-013V	B263-71300-014V1
	63	22	18.5	48 × 48	H406-71300-003M [†]	H406-71300-003V1 *	H406-71300-004V1 *
	63	22	18.5	68 × 68	H406-71300-013M1	–	–
	80	30	22	48 × 48	H408-71300-003M1	H408-71300-003V	H408-71300-004V1
	80	30	22	68 × 68	H408-71300-013M1	–	–
	100	37	30	48 × 48	H410-71300-003M1	H410-71300-003V	H410-71300-004V1
	100	37	30	68 × 68	H410-71300-013M1	–	–
	125	45	37	48 × 48	H412-71300-003M1	H412-71300-003V	H412-71300-004V1
125	45	37	68 × 68	H412-71300-013M1	–	–	

Rated data (IEC 60947)	Mounting dimension (mm)	G-handle silver/black	Padlock device H-handle silver/black	Padlock device H-handle silver/black		
		IP55	OFF position padlockable IP55	all positions padlockable IP55		
		Order code number	Order code number	Order code number		
Operat. current I _o (A)	Operational power (at 380–440 V)					
AC-21A (A)	AC-23A (kW)	AC-3 (kW)				
160	75	45	68 × 68	K616-71300-003G1	K616-71300-003H1	K616-71300-004H1
160	75	45	104 × 104	K616-71300-013G1	K616-71300-013H1	K616-71300-014H1
315	132	55	104 × 104	K830-71300-003G1	K830-71300-003H1	K830-71300-004H1







* larger terminal capacity

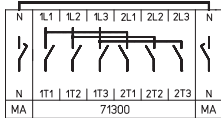








Changeover Switch 20A-315A

Disconnect Switches

Specifications

Switching programme	Rated data(IEC 60947)			Mounting dimension (mm)	M-handle silver/black	Padlockable handle V-handle silver/black	Padlockable handle V-handle silver/black
	Operat. current I _n	Operational power (at 380–440 V)			  IP66	  OFF position padlockable IP66	  all positions padlockable IP66
	AC-21A (A)	AC-23A (kW)	AC-3 (kW)		Order code number	Order code number	Order code number
71500 – 4 pole – without auxiliary contacts – neutral contact – early make/late break – neutral jumper	20	5.5	3.7	48 × 48	H216-71500-013M1	H216-71500-013V1	H216-71500-014V1
	25	7.5	5.5	48 × 48	H220-71500-013M1	H220-71500-013V1	H220-71500-014V1
	32	11	7.5	48 × 48	H226-71500-013M1	H226-71500-013V1	H226-71500-014V1
	40	15	11	48 × 48	H233-71500-013M1	H233-71500-013V1	H233-71500-014V1
	40	15	11	48 × 48	B240-71500-013M1*	B240-71500-013V1*	B240-71500-014V1*
	50	18.5	15	48 × 48	B250-71500-013M1	B250-71500-013V1	B250-71500-014V1
	63	22	18.5	48 × 48	B263-71500-013M1	B263-71500-013V1	B263-71500-014V1
	63	22	18.5	48 × 48	H406-71500-003M1*	H406-71500-003V1*	H406-71500-004V1*
	63	22	18.5	68 × 68	H406-71500-013M1	–	–
	80	30	22	48 × 48	H408-71500-003M1	H408-71500-003V1	H408-71500-004V1
	80	30	22	68 × 68	H408-71500-013M1	–	–
	100	37	30	48 × 48	H410-71500-003M1	H410-71500-003V1	H410-71500-004V1
	100	37	30	68 × 68	H410-71500-013M1	–	–
	125	45	37	48 × 48	H412-71500-003M1	H412-71500-003V1	H412-71500-004V1
125	45	37	68 × 68	H412-71500-013M1	–	–	



Rated data(IEC 60947)			Mounting dimension (mm)	G-handle silver/black	Padlock device H-handle silver/black	Padlock device H-handle silver/black
Operat. current I _n	Operational power (at 380–440 V)			  IP55	  OFF position padlockable IP55	  all positions padlockable IP55
AC-21A (A)	AC-23A (kW)	AC-3 (kW)		Order code number	Order code number	Order code number
160	75	45	68 × 68	K616-71500-003G1	K616-71500-003H1	K616-71500-004H1
160	75	45	104 × 104	K616-71500-013G1	K616-71500-013H1	K616-71500-014H1
315	132	55	104 × 104	K830-71500-003G1	K830-71500-003H1	K830-71500-004H1

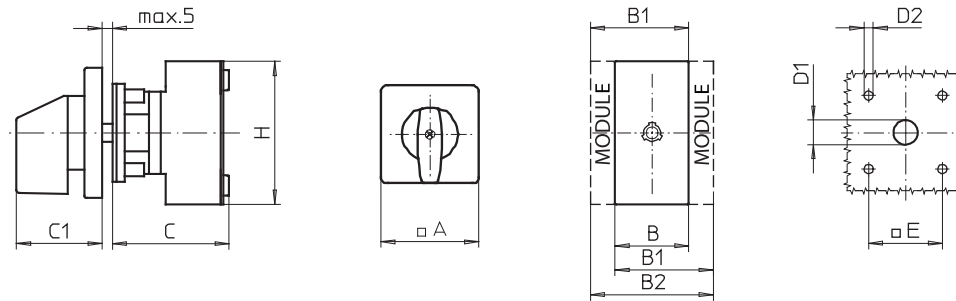
* larger terminal capacity



Changeover Switch 20A-315A

Disconnect Switches

Dimensions (mm)



Setup of order code number

Type	Switching progr	Mtg. form
H412	71300	013M1
Order code no.	H412-71300-013M1	

Types H216 / H220 / H226 / H233:

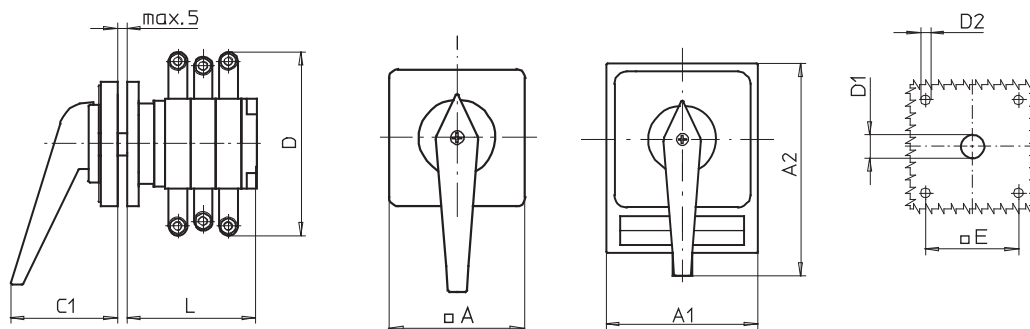
Mtg. form	A	B	B1	B2	C	C1	D1	D2	E	H
013M1	64	72	84	96	66	39	15	5	48	70
013V1	64	72	84	96	66	39	15	5	48	70
014V1	64	72	84	96	66	39	15	5	48	70

Types B240 / B250 / B263:

Mtg. form	A	B	B1	B2	C	C1	D1	D2	E	H
013M1	64	100	119	138	70	39	15	5	48	72
013V1	64	100	119	138	70	39	15	5	48	72
014V1	64	100	119	138	70	39	15	5	48	72

Types H406 / H408 / H410 / H412:

Mtg. form	A	B	B1	B2	C	C1	D1	D2	E	H
003M1	64	140	159	178	86	39	15	5	48	80
003V1	64	140	159	178	86	39	15	5	48	80
004V1	64	140	159	178	86	39	15	5	48	80
013M1	88	140	159	178	86	52	15	5.5	68	80



Type K616:

Mtg. form	Switching progr.	A	A1	A2	C1	D*	D1	D2	E	L
003G1	71300	88	-	-	66	150	20	5.5	68	136
003G1	71500	88	-	-	66	150	20	5.5	68	168
003H1	71300	-	98	142	83	150	20	5.5	68	136
003H1	71500	-	98	142	83	150	20	5.5	68	168
004H1	71300	-	98	142	83	150	20	5.5	68	136
004H1	71500	-	98	142	83	150	20	5.5	68	168
013G1	71300	130	-	-	74	150	20	5.5	104	136
013G1	71500	130	-	-	74	150	20	5.5	104	168
013H1	71300	-	130	176	93	150	20	5.5	104	136
013H1	71500	-	130	176	93	150	20	5.5	104	168
014H1	71300	-	130	176	93	150	20	5.5	104	136
014H1	71500	-	130	176	93	150	20	5.5	104	168

Type K830:

Mtg. form	Switching progr.	A	A1	A2	C1	D*	D1	D2	E	L
003G1	71300	130	-	-	74	210	20	5.5	104	161
003G1	71500	130	-	-	74	210	20	5.5	104	197
003H1	71300	-	130	178	93	210	20	5.5	104	161
003H1	71500	-	130	178	93	210	20	5.5	104	197
004H1	71300	-	130	178	93	210	20	5.5	104	161
004H1	71500	-	130	178	93	210	20	5.5	104	197

Further switching programmes and corresponding dimensions for types K on request.

* terminal lugs included